

## **DEPARTMENT OF ENT**

Department of ENT in Jagjivanram hospital is well developed & on par with any other corporate hospital in India. We cater to 60 -70 patients per day in outpatient day.

Now it is a well-established hospital for **COCHLEAR IMPLANT SURGERIES.**

### **IRMS**

Dr. Mrs. Uma Nataraj ACHD

Dr. Anuja Kulkarni SR DMO/ENT

Dr. Rohini Kashide DMO/ENT

### **SERVICES**

**OPD** Daily OPD

#### **Operation days**

3 days a week

Monday -Dr Uma Nataraj

Wednesday-Dr Anuja Kulkarni

Thursday -Dr Rohini Kashide

**WARD** Total beds: 14

#### **Procedures done in OPD**

A. To Microscopic examination

1. Suction clearance of ear
2. Foreign body removal
3. Ointment instillation
4. Trichloroacetic acid cauterization of small central perforation of TM
5. Wax removal

B. Syringing

C. Anterior Rhinoscopy

D. Indirect laryngoscopy

E. Dressing and suture removal

F. Diagnostic nasal endoscopy

G. 70 degree scopy

H. Otoendoscopy

I. Dix Hallpike test

J. Epley's manoeuvre

#### **OPD resources**

1. ENT work station with facilities of endoscope, suction, UV light sterilisation
2. Microscope
3. Dressing trolley

4. Head lights
5. Instruments for examination
6. Spot light for dressing
7. Suction machine
8. Table top Autoclave
9. Frenzel glasses

#### **Equipment available in OT**

1. Operating Microscope (procured in 2012)
2. Nasal endoscopes
3. Micro power sinus shaver system
4. Set of ossiculoplasty
5. Set of Rhinoplasty
6. Head lights
7. Micro motor set
8. Spot light
9. Radiofrequency
10. NIM 3.0 Nerve Monitor
11. Coblation equipment

#### **Operation done in JRH**

##### **EAR**

1. All types of tympanoplasty including ossiculoplasty with Titanium prosthesis
2. Stepedioplasty
3. Modified Radical mastoidectomy with ossiculoplasty
4. Endolymphatic sac decompression
5. Clearance of fistula-Semicircular canal
6. Facial nerve decompression
7. Myringotomy and grommet insertion
8. Cochlear implant surgery
9. Subtotal petrosectomy

##### **NOSE**

1. Endoscopic sinus surgery
2. Middle meatal antrostomy with anterior and posterior ethmoidectomy
3. Frontal sinus surgery
4. CSF leak repair
5. Meningocele repair
6. Endoscopic septoplasty
7. Choanal atresia repair
8. Sphenopalatine artery ligation
9. Coblation excision of Angiofibroma, inverted papilloma and other nasal mass
10. Orbital decompression
11. Endoscopic transnasal approach for pituitary adenoma

##### **THROAT**

1. Coblation of advanced technology in tonsillectomy & adenoidectomy.

2. Phonosurgeries with ML scopy.
3. Thyroplasty.
4. Excisions of benign lesion of thyroid and submandibular lesions.
5. Parotid surgeries.

### **Head & Neck Oncosurgeries**

- 1) Curative surgery for Oral cancer, commando surgery (Buccal mucosa/ Tongue/ Lip) composite resection with neck dissection and PMMC/Anterolateral thigh/ Free radial forearm flap.
- 2) Plastic surgical procedures (Estlander flap, Nasolabial flap, cheek advancement flap)
- 3) Total laryngectomy
- 4) Wide local excision of alar carcinoma with cheek advancement flap.

### Cochlear Implant

- 1) **Done by using basic model -98**
- 2) Done by using **advanced model 15.**

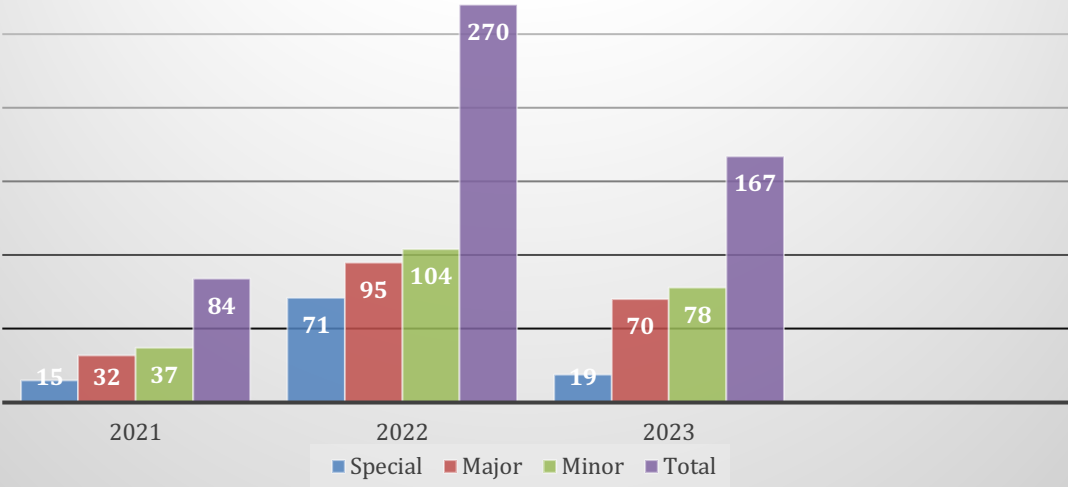
The results shown in patients with advanced technology are within few months time. Where as in basic model will take more time to develop speech.

### **Audiological Services-**

- 1. Acoustically treated Audiometry room for comprehensive audiological assessment.**

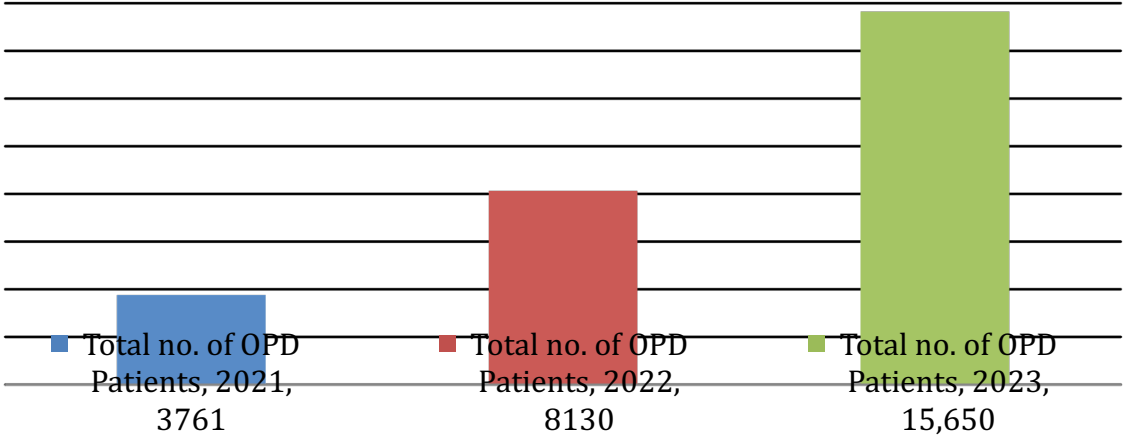
## **ENT OT STATISTICS**

# SURGERIES PERFORMED



# ENT OPD STATISTICS

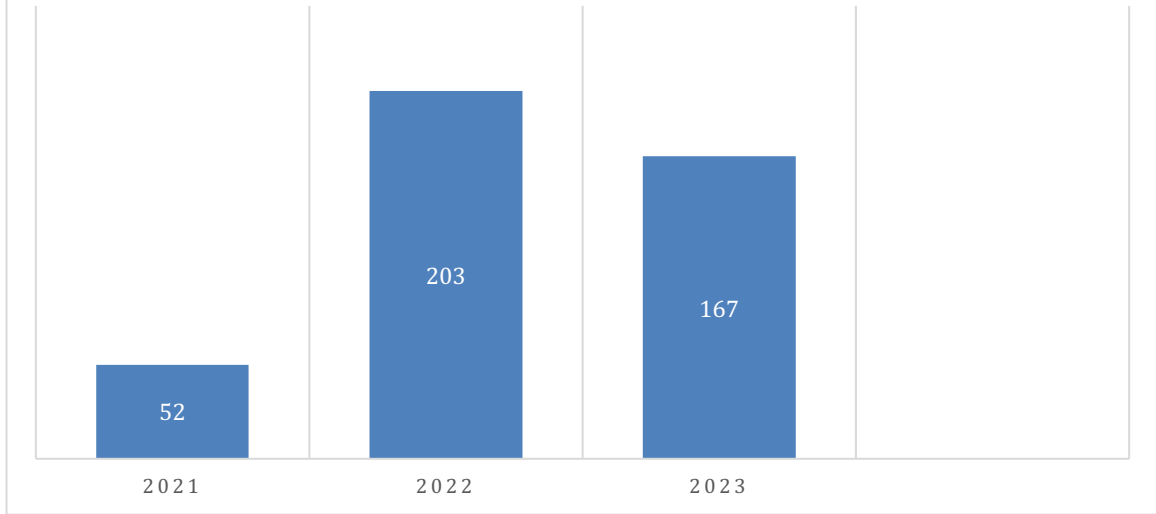
**Total no. of OPD Patients**



**ENT INDOOR STATISTICS**

# ENT IPD STATISTICS

■ Series 1 ■ Column2 ■ Column1



## **Future plan**

1. Behind the ear anchoring hearing aid.
2. To develop voice clinic.
3. To have inhouse neonatal hearing screening system.

## **M& P Proposals in pipeline**

- 1) Hemostasis system(Advanced electrosurgical unit with vessel fusion)
- 2) High end microvascular surgical operating microscope for ENT Oncoplastic surgeries

## **ASSISTANCE REQUIREMENT**

- 1) Audiologist & Speech therapist
- 2) Hearing aid Rate contract to be made for two years.